

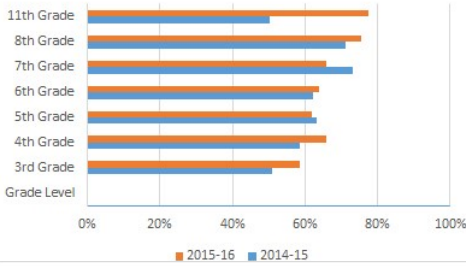
### Our District's Mission

Educating all students, preparing and inspiring them to achieve their full potential.

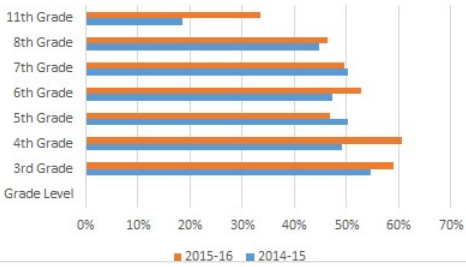
315 North French Avenue  
Arlington, WA 98223  
Phone 360.618.6200  
Fax 360.618.6221

### District Assessment Result Comparisons

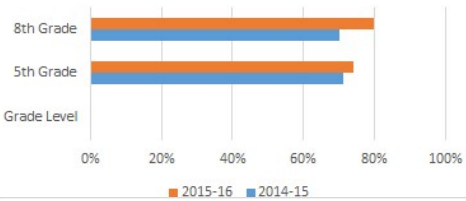
English Language Arts



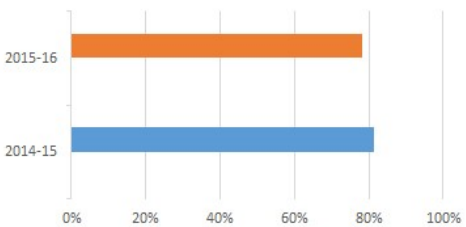
Math



Science



Biology



### District Report Card Information

- State Assessment Data for District (<http://reportcard.ospi.k12.wa.us>)
- State NAEP Percentages (<http://reportcard.ospi.k12.wa.us>)
- Accountability Data (<https://eds.ospi.k12.wa.us>)

## Annual Report– 2015-16

2015-16 Year-End Fund Balances	GENERAL FUND	ASSOCIATED STUDENT BODY	DEBT SERVICE	CAPITAL PROJECTS	TRANSPORTATION VEHICLE
TOTAL REVENUE	\$60,274,741	\$882,696	\$5,862,959	\$31,352	\$327,343
TOTAL EXPENDITURES	\$59,695,353	\$852,421	\$5,229,546	\$483,226	\$300,943
BEGINNING FUND BALANCE	\$4,827,905	\$670,511	\$4,731,941	\$1,653,664	\$253,095
ENDING FUND BALANCE	\$5,407,293	\$700,786	\$4,565,353	\$2,001,790	\$279,495
BUDGETED PROJECTED FB	\$5,024,190	\$503,892	\$5,098,313	\$918,659	\$164,890

## Expenditures per Pupil

(Does not include staff salaries and benefits)

Presidents Elementary.....	\$393.56	Post Middle School .....	\$337.38
Eagle Creek Elementary.....	\$392.63	Haller Middle School .....	\$268.06
Kent Prairie Elementary.....	\$397.52	Arlington High School .....	\$600.94
Pioneer Elementary .....	\$246.35	Weston High School .....	\$426.97
		Stillaguamish Valley Learning Center .....	\$453.36

\*The variation in per pupil amounts is based on the variety of programs and students housed at each of these schools.

## Student Demographics

Enrollment ..... 5,601 (May 2016)  
 Graduation Rate ..... 79.8% (Class of 2015)  
 Student average daily attendance ..... 92.68%  
 Student dropout rate (four-year) ..... 8.2%  
 Free or Reduced-Price Meals..... 31.9%  
 Special Education..... 12.8%

**Race/Ethnicity**  
 Hispanic/Latino of any race (s) .....12.7%  
 American Indian/Alaskan Native .....1.1%  
 Asian .....1.6%  
 Black/African American .....1.0%  
 Pacific Islander.....0.4%  
 White.....77.6%  
 Two or more races.....5.6%

## Adequate Yearly Progress Update

The Elementary and Secondary Education Act of 1965 was reauthorized as the No Child Left Behind (NCLB) Act of 2001. This law required that 100 percent of students must meet standard on state assessments. Arlington Public Schools is considered to be in Step 2 of improvement due to the fact that not all students in eight of our schools, both

elementary and secondary, had met standard in the 2014-15 school year. It has since been reauthorized as the Every Student Succeeds Act (ESSA). The identified status of the district and the schools is maintained because of NCLB until full implementation of the Every Student Succeeds Act in the 2017-18 school year.

## Survey Results

The community input survey provided valuable information to the school district regarding areas parents and the community would like to see more emphasis placed. These topics included differentiated instructional strategies and interventions, assistive technology, facility upgrades, welcoming schools with more parent

communication, more volunteer opportunities and participation, the arts and highly capable programming. This information is reviewed and incorporated into the planning processes utilized by the district. We see our families and community as partners in the education of our students and appreciate their feedback.