



*“The Kent Prairie staff is committed to improving student learning in a consistent and measurable way. We provide a positive, supportive, and nurturing environment where staff, parents, and community collaborate to enhance each student’s achievement.”*

## ANNUAL SCHOOL PERFORMANCE REPORT

### KENT PRAIRIE ELEMENTARY SCHOOL

8110 207<sup>TH</sup> St. NE, Arlington WA 98223

Phone 360.618.6260

Kentprairie.asd.wednet.edu

#### *Welcome*

Welcome to a high performing school! As principal of Kent Prairie, I am proud of our collaborative learning community which works jointly with our families and community members to provide an environment where students are challenged academically to reach each student’s potential. In addition to the academic goals, students are challenged to accept responsibility for their choices and to find ways to “make a difference” in their classrooms, their school and the world by the way they act and interact. ~ Karl Olson, Principal

#### *Demographics*

Grades K-5; Enrollment 611; White 77.3%, Hispanic/Latino 11.7%, Multi-Race 7.9%, Asian 1.2%, Black/African American 1.2%, American Indian/Alaskan Native .07%, Native Hawaiian/Pacific Islander 0.2%

#### *Teacher experience*

Teachers with Master’s/PhD. 50%; Average Years Experience 14.3

#### *Assessments*

Beginning in the spring of 2015, the Measurement of Student Progress (MSP) was replaced with the Smarter Balanced Assessment (SBA). Since the SBA is a new test on new standards, it created a new benchmark for math and English Language Arts (ELA) in grades three through eight and 11. Fifth, eighth and high school students will continue to be assessed in science with the MSP or End of Course Biology test.

The SBA reports differently than the MSP. Each student will have a score in English/Language Arts and Math that falls within one of four levels. Levels one and two are below standard and levels three and four are above standard.

SBA results help schools, teachers, and parents know how well each student is meeting learning targets, and the results help schools plan instruction and curriculum focused on these learning targets.

Additional data is located on the last page of this report.

*School Improvement Plan*

Kent Prairie staff continues to work toward the improvement of learning for all students. During the 2014-15 school year, we continued the school improvement process started in 2004, using a continuous improvement model and continued to learn how to function as a Professional Learning Community (PLC). With the support of the Arlington Public Schools Department of Teaching and Learning, Kent Prairie staff (including parent team members) established improvement goals for professional development and differentiation that would impact student achievement for all subject areas. The grade level PLC teams continue to commit one hour per week to collaborate for improving student achievement, developing common assessments and finding/providing interventions for struggling students. An integral part of Kent Prairie's plan is tied to the Arlington Public Schools work implementing a guaranteed and viable curriculum.

*Title I Funds*

Kent Prairie Elementary receives funds from Title I. The poverty rate (based on free and reduced lunch data) at Kent Prairie exceeded 40%, which qualified Kent Prairie as a Schoolwide Title I School. This eligibility greatly enhanced our ability to meet the needs of all students at Kent Prairie Elementary. The money allocated to Kent Prairie to support student achievement is used to provide remediation programs for identified K-5 students in math and fifth grade students for reading. If you would like more information about how Arlington Public Schools uses Title I money, please call the Fiscal Department at 360-618-6200.

*OSPI Data*

Click on the link below to read more about Kent Prairie Elementary School, including:

Student Demographics (Enrollment, Gender, Ethnicity, Special Programs)  
 Staff Demographics  
 MSP/SBA Scores and Comparisons  
 Annual Yearly Progress

[Washington State OSPI Report Card Kent Prairie Elementary School](#)

*Highlights*

Kent Prairie Elementary Highlights for 2014-15 include:

- Being named a Washington Achievement Awards school for the third year in a row.
- Focusing on a strong collaborative staff comprised of educators who express their beliefs that "every child can learn" by their actions every day and who work together for the success of *all* students, regardless of their teacher or grade level.
- Emphasizing technology as a tool to engage 21st Century students including interactive Promethean boards, over 200 iPads, and both mobile and fixed computer labs.
- Continuing a strong alliance with KP PTA for the advancement of every child.
- A 100% staff-supported culture where students are guided to follow the "Big 5", to demonstrate social skills to fellow students, to process their choices with "Love and Logic®" and to establish the culture of their classrooms through stating the purpose for their education.
- Offering an extracurricular "Choir on Fire" of approximately 90 4<sup>th</sup> and 5<sup>th</sup> graders plus other extracurricular activities such as Respect Team, Library Helpers, etc.
- Providing a differentiated approach using Accelerated Math® and IXL.com, Accelerated Reader®, small intervention groups, extension groups, with a "one child at a time" approach.

*Volunteering*

Volunteers are essential to providing a variety of services to improve student achievement. For example, parents, grandparents, relatives and community members participate in book conferences with students, help prepare materials for teachers, listen to children read and provide the extra pair of hands needed when doing art projects. The Lunch Buddy program is another avenue for community members to mentor our children. The Kent Prairie PTA provides family fun nights; raises funds for student supplemental reading and math materials; sponsors parenting classes; and provide additional technology funding for our school. The PTA has a strong base and recently provided a powerful technology boost by purchasing computers, document cameras and computer projectors to Kent Prairie computer labs and classrooms. All of these volunteers are assets that Kent Prairie has come to rely upon and who directly influence student achievement in a positive way.

To learn more about volunteering, please call the Kent Prairie Elementary School office at 360.618.6260.

*Facilities*

Kent Prairie Elementary opened in 1993 and houses 25 kindergarten through fifth grade general education classrooms, resource room, and remedial assistance room. Kent Prairie also houses the district program for K-5 students who need extended resource support. Other teaching areas include a computer lab, three instructional pods, and music room. The Kent Prairie library, stage and gymnasium are teaching stations during the day and host a variety of community activities after school. The PTA has added playground equipment over the years to provide many areas for students to play at recess time. These outdoor areas are also used by the community when school is not in session.

*Community Use*

Kent Prairie Elementary School is used by a variety of community groups many nights each week: numerous Cub Scout Packs and Dens, Girl Scout Troops, community education, local churches, homeowners association, cheerleading groups, Boys and Girls Club activities, etc. We are proud to share our facility with the community of Arlington. Community use is encouraged and may be scheduled by contacting Katherine Rynning at the district office at 360.618.6255.

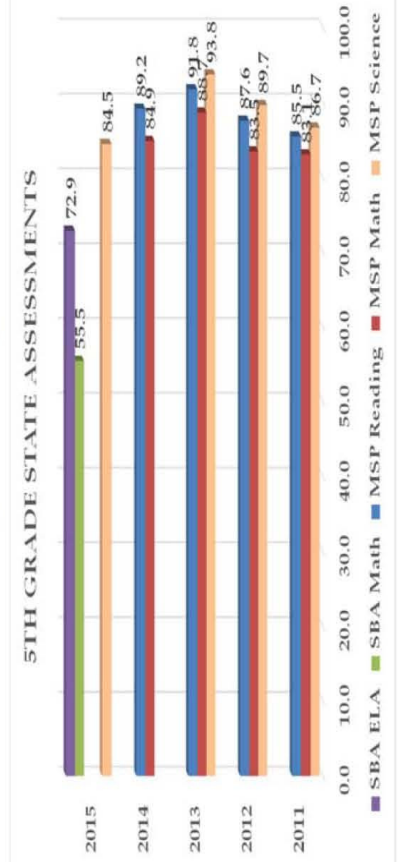
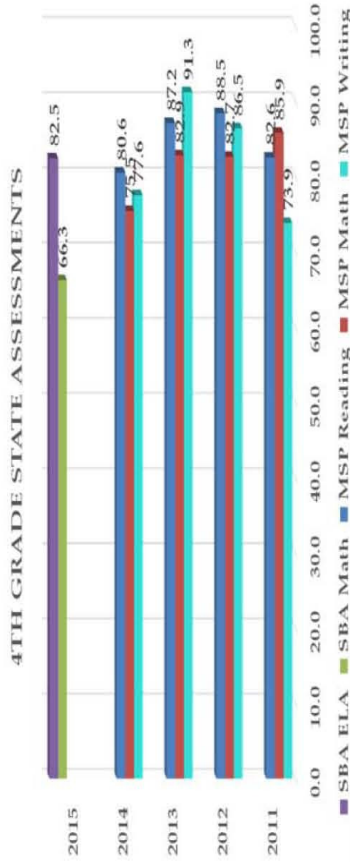
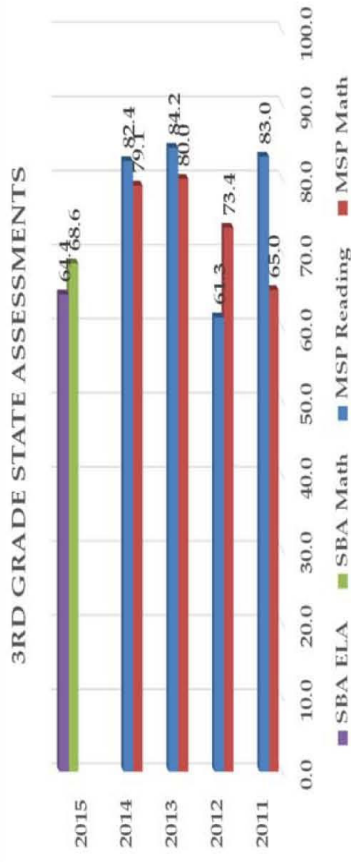


# KENT PRAIRIE ELEMENTARY

## SCHOOL IMPROVEMENT PLANNING 2015-16

School Improvement Team Members: Karl Olson, Colleen Van Belle, Karen Atkins, Kate Baugh, Nikki Brooks, Stefan Katz, Heather Jones, Tracey Larsen-Gray, Allen Larson and Diana Tiland

Longitudinal Data:



Achievement Index:

Proficiency	2012 INDEX RATING					2012 INDEX RATING
	Reading	Math	Writing	Science	Average	Proficiency Average
All Students	9.00	9.00	9.00	10.00	9.25	8.71
Targeted Subgroups	6.67	8.00	9.00	9.00	8.17	
<b>Growth</b>						
All Students	10.00	10.00	10.00	10.00	10.00	10.00
Targeted Subgroups	10.00	10.00	10.00	10.00	10.00	
<b>2013 INDEX RATING</b>						
9.53						

Proficiency	2013 INDEX RATING					2013 INDEX RATING
	Reading	Math	Writing	Science	Average	Proficiency Average
All Students	9.00	9.00	10.00	10.00	9.50	8.83
Targeted Subgroups	8.00	6.67	9.00	9.00	8.17	
<b>Growth</b>						
All Students	10.00	10.00	10.00	10.00	10.00	10.00
Targeted Subgroups	10.00	10.00	10.00	10.00	10.00	
<b>2014 INDEX RATING</b>						
8.04						

Proficiency	2014 INDEX RATING					2014 INDEX RATING
	Reading	Math	Writing	Science	Average	Proficiency Average
All Students	9.00	9.00	9.00	9.00	9.00	8.28
Targeted Subgroups	7.33	7.33	8.00	8.00	7.56	
<b>Growth</b>						
All Students	9.00	7.00	10.00	10.00	10.00	7.88
Targeted Subgroups	8.00	7.50	7.75	7.75	7.75	

Proficiency	2014 INDEX RATING					2014 INDEX RATING
	Reading	Math	Writing	Science	Average	Proficiency Average
All Students	9.00	9.00	9.00	9.00	9.00	8.28
Targeted Subgroups	7.33	7.33	8.00	8.00	7.56	
<b>Growth</b>						
All Students	9.00	7.00	10.00	10.00	10.00	7.88
Targeted Subgroups	8.00	7.50	7.75	7.75	7.75	

PERFORMANCE LEVEL	RATING RANGE
HIGHEST	From 7.85 To 10.00
	6.61 <- 7.35
	5.66 <- 6.31
	4.64 <- 5.36
	3.77 <- 4.34
LOWEST	1.00 <- 3.77

PERFORMANCE LEVEL	RATING RANGE
HIGHEST	From 7.94 To 10.00
	6.97 <- 7.94
	5.93 <- 6.97
	4.88 <- 5.93
	3.82 <- 4.88
LOWEST	1.00 <- 3.82