



Arlington Public Schools educates all students, preparing and inspiring them to graduate and seek their full potential as lifelong learners.

315 North French Avenue  
Arlington, WA 98223  
Phone 360.618.6200  
Fax 360.618.6221

## Annual Report– 2016-17

2016-17 District Year-End Fund Balance	General Fund	Associated Student Body	Debt Service	Capital Projects	Transportation Vehicle
Beginning Fund Balance	\$5,407,293	\$700,786	\$4,565,353	\$2,001,790	\$279,495
Total Revenues	63,621,560	831,895	12,743,977	11,919	178,519
Total Expenditures	63,176,039	840,345	12,327,708	694,315	108,203
<b>Ending Fund Balance</b>	<b>\$5,852,814</b>	<b>\$692,336</b>	<b>\$4,981,622</b>	<b>\$1,319,394</b>	<b>\$349,811</b>
<b>Budgeted Projected FB</b>	<b>\$5,342,917</b>	<b>\$791,262</b>	<b>\$4,963,121</b>	<b>\$1,814,599</b>	<b>\$349,736</b>

## Student Demographics

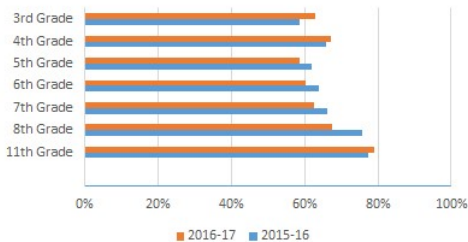
Enrollment ..... 5,573 (May 2017)  
 Graduation Rate ..... 77.9% (Class of 2016)  
 Student average daily attendance ..... 90.6%  
 Student dropout rate (four-year) ..... 10.1%  
 Free or Reduced-Price Meals ..... 32.03%  
 Special Education ..... 12.9%  
 Expenditures per pupil ..... \$10,992.06

### Race/Ethnicity

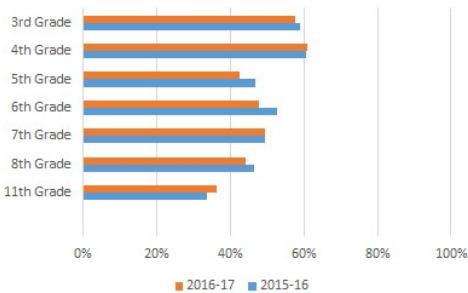
Hispanic/Latino of any race (s) ..... 13.1%  
 American Indian/Alaskan Native ..... 1.1%  
 Asian ..... 1.4%  
 Black/African American ..... 0.9%  
 Pacific Islander ..... 0.3%  
 White ..... 76.9%  
 Two or more races ..... 6.1%

## District Assessment Result Comparisons

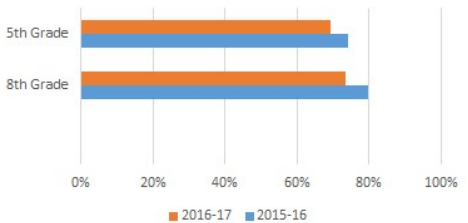
SBA English Language Arts



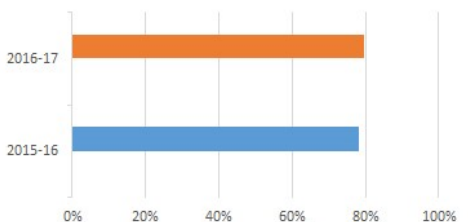
SBA Math



MSP Science



EOC Biology



## Survey Results

The community provided input into the 2017 Strategic Planning Survey. The survey was sent in English, Spanish and Russian to parents, staff and community members and the district received 353 responses. The input helped the district update it's strategic plan with revised goals and targets. Areas of priority included Safe and Caring Environment, Readiness for College and Career, Innovations in Teaching and Learning and Student Achievement. We see our families and community as partners in the education of our students and appreciate their feedback.

A summary of the district's 2017 strategic plan survey can be seen here:  
[www.asd.wednet.edu/communications/surveys](http://www.asd.wednet.edu/communications/surveys)

## District Report Card Information

- State Assessment Data for District (<http://reportcard.ospi.k12.wa.us>)
- State NAEP Percentages (<http://reportcard.ospi.k12.wa.us>)
- Accountability Data (<https://eds.ospi.k12.wa.us/WAI>)

