



KENT PRAIRIE ELEMENTARY SCHOOL



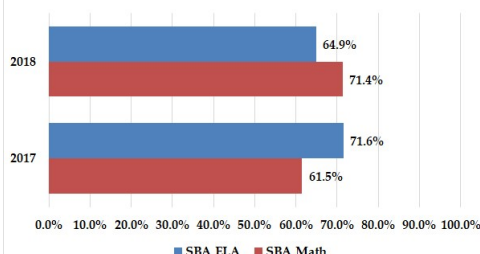
Our School's Mission

The Kent Prairie staff is committed to improving student learning in a consistent and measurable way. We provide a positive, supportive and nurturing environment where staff, parents, and community collaborate to enhance each student's achievement.

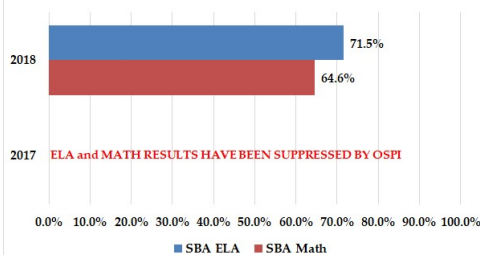
8110 - 207th Street NE
Arlington, WA 98223
Phone 360.618.6260
Fax 360.618.6265

Student Assessment Result Comparisons

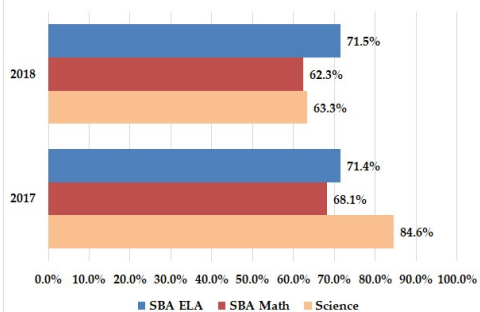
3RD GRADE STATE ASSESSMENTS



4TH GRADE STATE ASSESSMENTS



5TH GRADE STATE ASSESSMENTS



Washington State Report Card

The Washington State Report Card provides school data at the state, school district and school building level. The report card includes information like assessment results, teacher qualifications and other information. View the report card at reportcard.ospi.k12.wa.us. You can also visit your child's school if you don't have access to a computer.

Karl Olson, Principal

Annual School Performance Report– 2017-18

2017-18 District Year-End Fund Balance	General Fund	Associated Student Body	Debt Service	Capital Projects	Transportation Vehicle
Beginning Fund Balance	\$5,852,814	\$692,336	\$4,981,622	\$1,319,394	\$349,811
Total Revenues	70,712,894	919,264	5,806,449	472,751	1,524,570
Total Expenditures	67,807,158	897,644	5,456,649	1,215,915	661,419
Inter Fund Transfer	-100,000				100,000
Ending Fund Balance	\$8,658,550	\$713,956	\$5,331,422	\$576,230	\$1,312,962
Budgeted Projected FB	\$8,598,696	\$725,791	\$5,321,800	\$1,500,000	\$1,175,000

Student Demographics

Enrollment 644 (October 2018)
Expenditures per pupil..... \$11,595.02
Unexcused absence rate 0.01%
Free or Reduced-Price Meals 38.7%
Special Education 14.4%

Race/Ethnicity

Hispanic/Latino of any race (s)..... 12.4%
American Indian/Alaskan Native..... 0.8%
Asian 0.9%
Black/African American 0.2%
Pacific Islander 0.2%
White 74.2%
Two or more races 11.3%

Facility Use

Kent Prairie Elementary opened in 1993 and houses kindergarten through fifth-grade general education classrooms, and a resource room and remedial assistance room. Kent Prairie also houses the district program for K-5 students who need extended resource support. The PTA has added playground equipment over the years. These outdoor areas are also used by the community when school is not in session. You are invited to become an active part of our school.

A summary of the district's 2017-18 Family and Community Survey can be seen here: <https://www.asd.wednet.edu/communications/surveys>

School Improvement Plan

Kent Prairie Elementary learning community members work toward the improvement of academic achievement and social/emotional growth for all students. We use a continuous improvement model as we investigate data sources, set goals, and implement key support strategies. Our staff members continue to enhance their "craft" as they take part in professional development related to student engagement, differentiation, assessment practices, and meeting the needs of students with different goals. As an internationally recognized professional learning community, we continue to collaborate on all curricular areas while promoting a growth mindset for our staff and students. Grade level teams work in concert with special education and remedial support staff, commit to a minimum of one hour per week to collaborate for improving student achievement, reviewing common assessments, and developing interventions and extensions for students. Students access technology programs on chrome books and iPads that provide opportunities for differentiated learning. These efforts support the continued growth and success of all members of our school community.